



STANDARD FEATURES:

- Ball bearings
- High starting torque
- Precision die cast end bells
- Class B rated
- Reversible
- Stainless steel output shafts

OPTIONAL FEATURES:

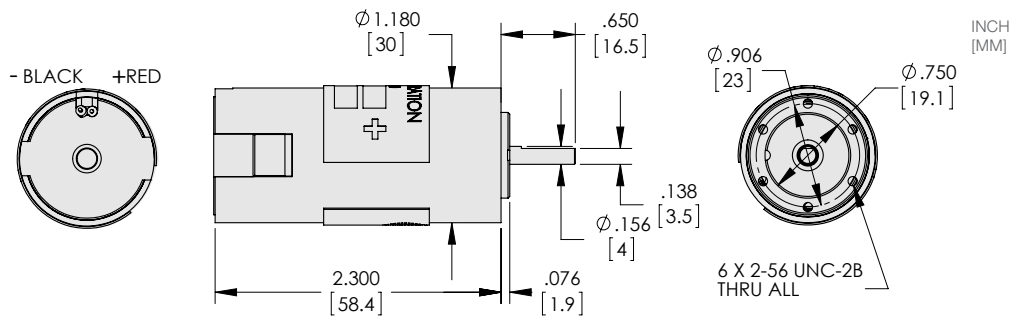
- Encoders up to 2048 CPR
- Voltage ranges to 48VDC
- EMI noise suppression
- Customized shafts
- Customized lead harnesses
- Custom mounting
- Rear shaft extensions

TYPICAL APPLICATIONS:

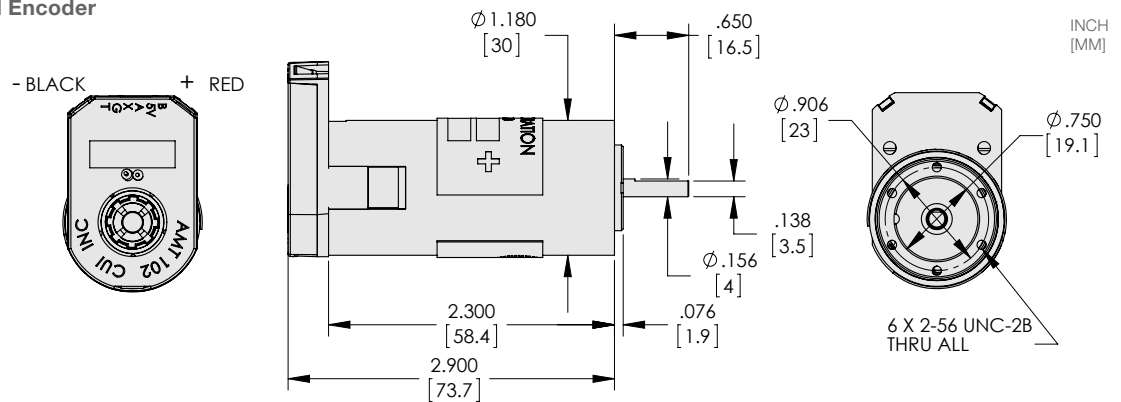
- Printers
- Plotters
- Pumps
- Fans
- Cutting Tools
- Medical Devices
- Robotics
- Beverage Dispensing
- Gaming/Recreational Machines



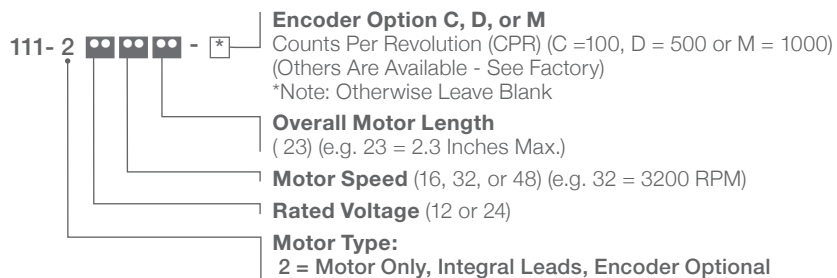
111-2 DC Motor



With Optional Encoder



Series 111-2
Part Numbering
Example



Series 111-2

1.1" DC Motor



PERFORMANCE

PART NUMBER	VOLTS NOM	NO LOAD SPEED	NO LOAD CURRENT	LOAD SPEED	LOAD TORQUE	LOAD CURRENT	STALL TORQUE	STALL CURRENT	TERMINAL RESISTANCE	BACK EMF CONSTANT	TORQUE CONSTANT	DIM "A" MAX INCH [mm]	DIM "B" MAX INCH [mm]
		WNL	INL	W	TL	IL	T _s	I _s	RT	KE	KT		
		RPM	AMPS	RPM	IN-OZ	AMPS	IN-OZ	AMPS	OHMS	V / KRPM	IN-OZ / A		
		NOM.	MAX.	NOM.	REF.	MAX.	REF.	REF.	NOM.	NOM.	NOM.		
111-2121623	12	3200	0.10	1600	4.6	1.1	9	2.0	5.8	3.5	4.7	2.3 [58.4]	2.9 [73.7]
111-2123223		4800	0.15	3200	5.1	1.8	15	4.9	2.4	2.4	3.2		
111-2124823		6200	0.20	4800	4.3	1.9	19	7.8	1.5	1.9	2.5		
111-2241623	24	3200	0.05	1600	4.6	0.5	9	1.0	23.0	7.0	9.5		
111-2243223		4800	0.08	3200	4.0	0.7	12	2.0	12.0	4.7	6.4		
111-2244823		6200	0.10	4800	4.3	1.0	19	3.9	6.0	3.7	5.0		

For Encoder, Add C, D, or M to end of part number. (C=100 CPR, D=500 & M=1000)